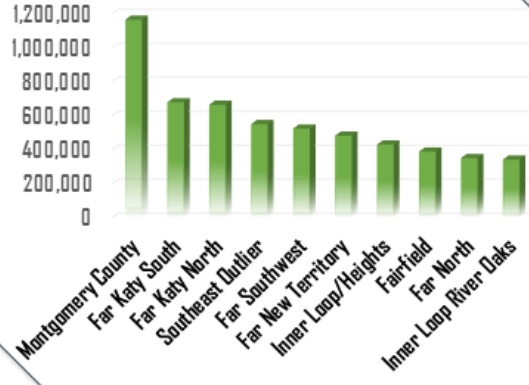


2Q19 TOP RETAIL SUBMARKETS

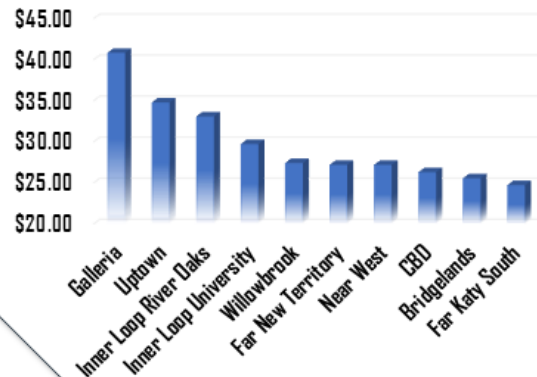
GREATER HOUSTON
AREA 



TOP ACTIVE SUBMARKETS (SF)



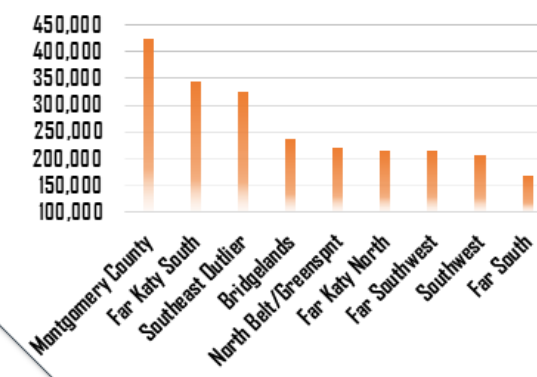
MARKET RENT (SF)



AVAILABILITY (SF)



12 MONTH NET ABSORPTION (SF)



**MONTGOMERY
COUNTY LEADS
IN THE
RETAIL RACE
AS THE
MOST ACTIVE
SUBMARKET
FOR 2Q19**



This information contained herein has been obtained from reliable sources; however, The J. Beard Company, LLC and The J. Beard Real Estate Company, L.P., makes no guarantees, warranties or representations to the completeness or accuracy of the data. Property submitted is subject to errors, omissions, change of price, prior sale or withdrawal without notice.